

POOLSIDE COVER-UP



ACOUSTICALLY ENGINEERED TO

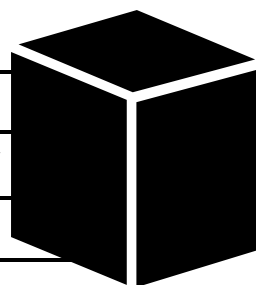
Reduce noise levels
from pool pumps
and motors by up to **80%**

Install most models in 15-20 minutes

Australian Owned and Manufactured using Bluescope Steel,
Dunlopillo Insulation and Dulux or Interpon Powdercoat.

THE FILTER BOX
COMPANY

ESTABLISHED 1987



WWW.THEFILTERBOXCOMPANY.COM

REDUCE FILTER NOISE & COVER UP POOLSIDE CLUTTER

The **FILTER BOX** is designed to enclose not just the motor but the entire equipment including the filter, pump & electrical accessories. Constructed from long-lasting BHP Galvabond steel each **FILTER BOX** is then given the additional protection of an attractive powder-coat finish.

The **FILTER BOX** has been designed with the assistance of an ACOUSTIC ENGINEER and all insulated models are lined with a sound absorbing acoustic lining. Carefully calculated, baffled VENTILATION OPENINGS are incorporated into the design.

AND ITS EXPANDABLE

Simply by purchasing additional modular panels, the basic **FILTER BOX** can be expanded in stepped sizes. So if you add a spa or solar heating motor/pump to your pool the **FILTER BOX** can be quickly enlarged to accommodate the extra equipment required.

CHECK THESE MAJOR BENEFITS

- Beautify your garden by concealing the filter, motor, pump and chlorinator.
- Enjoy your pool and garden by significantly reducing the noise level from the pool pumps and motors.
- Help protect children from dangerous electrical and mechanical equipment.
- Create handy storage for the many accessories needed to maintain modern pools.
- Conceal and protect your expensive investment from the damaging effects of sunlight and rain.

WARRANTY

THE FILTER BOX COMPANY offers a 6 year warranty against faulty materials or faulty workmanship. Powder coating is not covered under warranty.

HIGH LEVEL OF ACCESS

Maximum access is provided both by the large front mounted door and by the hinged lid. In the event of a major equipment problem where even greater access is required, the entire **FILTER BOX** can be disassembled.

BUDGET CONSCIOUS

In addition to installed **FILTER BOXES** we offer all standard models as Do-It-Yourself Kits. We provide installation and assembly instructions and all the fittings.

MAINTENANCE FREE

The high quality powder coated finish on the **FILTER BOX** requires minimal maintenance to retain the attractive good looks.

ESTABLISHED POOLS

If you own an established pool and our standard size boxes will not fit, contact us and we will attempt to assist you. It is often more economic to reposition equipment and employ a standard box size rather than attempting to custom build a **FILTER BOX**. **THE FILTER BOX COMPANY** can refer you to pool shops and pool service companies in your area who can provide this specialist service.

CALCULATED VENTILATION

Ventilation openings in the **FILTER BOX** have been calculated by an engineer.

NOISE REDUCTION

The ventilated, insulated **FILTER BOX** provides a higher noise reduction than the brick enclosures suggested by the EPA. Copies of our Acoustic Engineer's Report are available on request, or can be downloaded from our website.

DO IT YOURSELF OR FULLY INSTALLED

The **FILTER BOX** is available in KIT form for self installation or can be installed by your builder, pool shop or any handyman.

SAFETY

Most models of the **FILTER BOX** are high enough to prevent small children from using the **FILTER BOX** to scale the pool fence.

IMMEDIATE AVAILABILITY

Most models of the **FILTER BOX** are available ex stock and we are usually able to provide delivery within a matter of days.

UNIQUE LIFT-OUT DOORS


All of our **FILTER BOXES** are supplied with lift-out doors. This means minimum space is required to open the door.

SPECIALLY-CUT BOX FOOTING

Many pool builders install the filter on a pre cast concrete slab. This slab is usually smaller than the actual equipment.

To provide a suitable footing, **THE FILTER BOX COMPANY** can supply a H3 rated, pre cut, treated pine footing. This footing can be assembled in minutes using the stainless steel bugle batten screws provided and offers sturdy, dry and level surface on which the **FILTER BOX** can be installed.

The area within the footing can be filled with blue metal or crushed rock, if desired, to give a clean dry surface area.



THE FILTER BOX MODULAR EXPANSION SYSTEM

PLANNING TO ADD SOLAR HEATING?

With the modular expansion system you can start with Model A and actually expand the **FILTER BOX** by purchasing additional extension panels (XB or XC) at a later date. These extension panels can provide sufficient space to accommodate a solar heating motor/pump.

SIZING GUIDE

The following guide is designed to give you an idea of which size **FILTER BOX** would generally be required to suit your filter set up. As installations can vary considerably, an additional check can be made by using the dimensions supplied. MODEL A will usually fit one large sand/cartridge filter motor, pump and chlorinator. MODEL A + XB will usually fit the same as MODEL A plus a solar heating pump. MODEL A + XC will usually fit a large filter and up to four pumps, including solar spa blower etc

MODEL A (The Basic Unit)

Internal Dimensions:
1050W x 1000D x 1100H
External Dimensions
1100W x 1100D x 1150H

MODEL A +XB (Basic Unit plus XB expansion)

Internal Dimensions:
1500W x 1000D x 1100H
External Dimensions
1550W x 1100D x 1150H

MODEL A +XC (Basic Unit plus XC expansion)

Internal Dimensions:
2125W x 1000D x 1100H
External Dimensions
2175W x 1100D x 1150H



IF YOUR FILTER IS NOT INSTALLED PLAN AHEAD

Many local councils require your pool filter to be enclosed in a suitable housing before they will approve your pool. Check your plan to see if your council makes this requirement.

SAVE MONEY AND HEADACHES TAKE ACTION BEFORE YOUR FILTER IS INSTALLED

If you take the following steps before the filter is installed you can ensure that you will get the best results from The **FILTER BOX** and reduce the amount of work and/or cost when installing the **FILTER BOX**.

- Give your builder and/or your plumber a copy of this brochure.
- Always locate the rear and sides of the filter, motor, pump and all plumbing at least 150mm from walls and fences. This allows sufficient space to fit the side and back panels.
- Always locate the filter in a position which will allow you sufficient room to open the front door and lid of the **FILTER BOX**.
- Always install the BOX prior to the electrician connecting the wiring. There is adequate space and access inside the **FILTER BOX** for work without hindrance and all pool electrics will then be neatly and safely enclosed.

FORMED CONCRETE SLAB

Most pool builders install filters on pre-cast concrete slabs. However, if your builder is supplying a formed slab he should pour the slab to match the following sizes.

MODEL A: 1150mm x 1150mm

MODEL A + XB: 1600mm x 1150mm

MODEL A +XC: 2225mm x 1150mm

Leave a gap of minimum 100mm from slab to walls or fences.

IF YOUR FILTER IS ALREADY INSTALLED

If your filter is already installed phone us with the dimensions and we will advise you if we are able to assist.

SAVE ELECTRICITY

Changes to electricity tariffs now enable many pool owners to utilize off-peak electricity for pool filtration.

Off-peak can save up to \$500 a year on a typical pool.

The major obstacle to this saving is the effect of filter noise bothering neighbours.

The **FILTER BOX** enclosures assist in reducing noise and may enable you to take advantage of off peak tariffs.

We advise pool owners to check with their local council, electricity supplier and neighbour before converting filtration to off peak usage.


Specify **THE FILTER BOX COMPANY** pool filter boxes when asking your builder/pool shop to provide you with prices.

THE FILTER BOX COMPANY is a trade only supplier. For your local reseller contact us.

THE COLOURS

The colours shown are indicative only and should be checked against appropriate colour charts.

Surcharge applies for non standard colours.



SURF MIST



MONUMENT




WOODLAND GREY



HAWTHORN GREEN



PALE EUCALYPT



HAMMERSLEY BROWN



MAGNOLIA




SATIN BLACK

Unit 70, 4 Hoyle Avenue
Castle Hill NSW 2154
Tel: 02 9899 2080
email: thefilterboxco@outlook.com

THE FILTER BOX
COMPANY

ESTABLISHED 1987



WWW.THEFILTERBOXCOMPANY.COM